

Stepping Stones to AAC

Language learning occurs in steps. As a communication partner, you are crucial to helping your child develop language and communication. You model language for your child during daily activities, you respond to your child's attempts to communicate, and you help them learn to say words in a more efficient way. But what do these steps look like when it comes to Alternative and Augmentative Communication (AAC)? Start out with the Stepping Stones to AAC classes to look at building that foundation as we will explore three simple steps, with different everyday activities, to help you and your child learn to use his/her device more effectively at home: choosing words, planning a question or comment, and modeling on the device.

[CLICK HERE TO
VISIT THE
STEPPING STONES
CLASSROOM](#)



Another Stepping Stone to AAC

Language learning occurs in steps. As a communication partner, you are crucial to helping your AAC learner develop language and communication. But once they learn the basics of communication, what's next? How do we teach them to use more than simple one to three word phrases? How do we teach them pragmatic functions of communication? We will continue expanding our opportunities with Another Stepping Stone to AAC. We will explore simple steps to help you and your child learn to communicate beyond simple phrases, with a focus on targeting functions of communication during everyday activities.

[CLICK HERE TO
VISIT THE ANOTHER
STEPPING STONES
CLASSROOM](#)



Go Back to
page 1





Saltillo
96 Locations Based on WordPower™100 Basic

what	when	where	ABC	PEOPLE	QUEST	ACTIONS	SOCIAL	PLACES	TIME	GROUPS	DESCRIB
what	when	where	ABC 123	PEOPLE	QUEST	ACTIONS	SOCIAL	PLACES	TIME	GROUPS	DESCRIB
I	me	how	who	why	again	please	thank you	problem	now	bad	good
myself	am	to	be	feel	give	listen	happy	sad	tired	okay	cool
it	is	are	will	come	hurt	hear	know	that	a	the	+
you	can	eat	drink	finish	get	love	make	need	all	at	some
your	do	go	help	open	put	say/talk	see/look	first	then	for	on
here	have	like	play	read	stop	walk	show	wait/min	in	up	off
yes	no/don't	want	take	tell	turn	watch	wear	work	out	down	with

go





- Click items on the bookshelf to view recorded class for that activity.
- Click on the poster and the core word "go" to access free resources!
- Click on a consultant to find your AAC Consultant.



Click on items on the bookshelf to view sessions demonstrating modeling during that activity.

Click on the posters to download manual boards.

Click on the laptop to find your PRC-Salttillo AAC Consultant.



Go Back to page 1