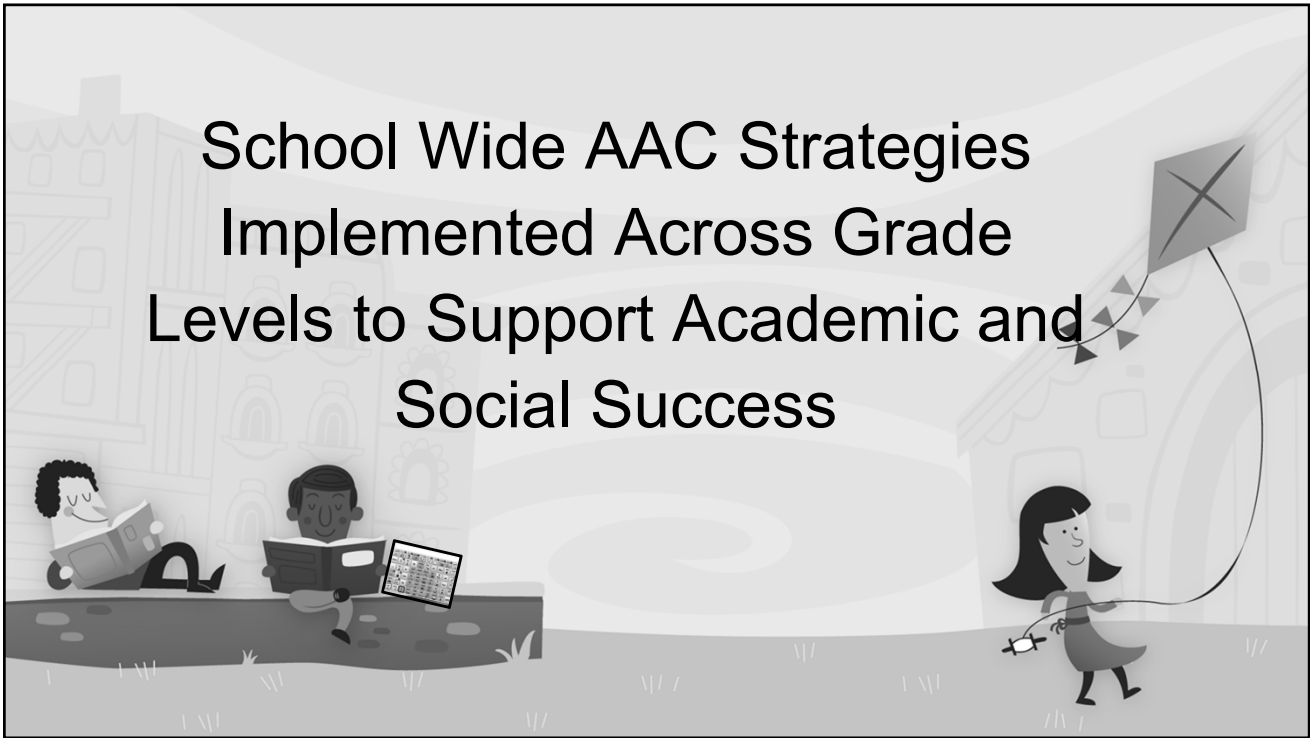


School Wide AAC Strategies Implemented Across Grade Levels to Support Academic and Social Success



Elisa Parker, M.S., CCC-SLP, Assistive Technology Facilitator

parkere@parkhill.k12.mo.us

@PurposefulParker on IG

Tara Wineinger, M.S. Sped, EDS Administration

Assistive Technology Facilitator

wineingert@parkhill.k12.mo.us

@twineinger on IG

@tarwineinger on Twitter



Why are we here?

Identify ways AAC can be used to support academics.

Identify ways AAC can be used to support social skills.

Identify tools used to support AAC implementation.



Remember to use Aided Language!

- Aided Language Input/Aided Language Stimulation is a method of providing language input in the mode the child is using
- Example: Pointing to picture symbols/words on their device or a reproduction.
- Just as we can't expect a student to learn language without models, we can't expect them to learn how to use AAC without models.



Natural Aided Language/Aided Language Stimulation



- Model language naturally all the time!
- Start slowly
- Build on the input you provided as NAL becomes second nature

Language is NOT an Activity!



Remember to Teach Core Vocabulary!


- A small set of basic words that are used frequently and across contexts (Cross, Baker, Klotz, & Badman, 2006).
- They tend to be pronouns, verbs, and demonstratives because they represent words that generally do not change (Stubbs, 1986).
- Words like "big," "little," "give," "eat," "go," and "you" are examples used everyday in many situations.
- As natural speakers, we communicate over 80% of what we say using CORE LANGUAGE, a set of 200-300 words we combine in new ways each time we speak.



Fringe vocabulary is important too!

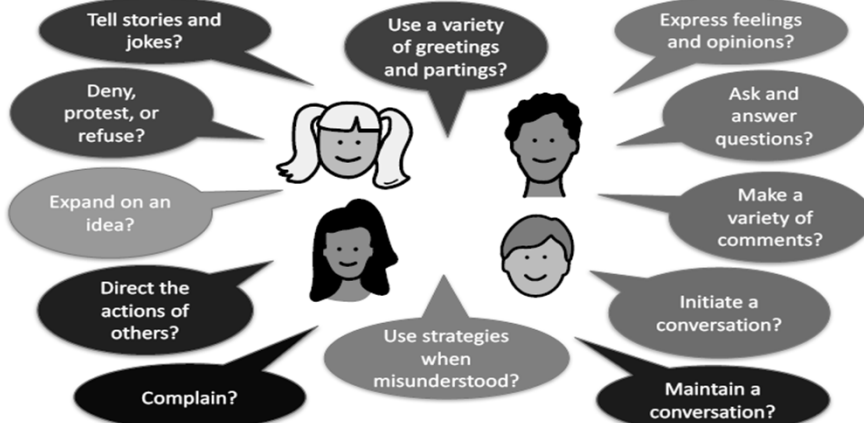
- “Fringe” words like people’s names, favorite toys and favorite TV shows can become part of that individual’s “core” and can/should be incorporated to keep communication meaningful.
- Examples:
red= personal fringe
green=core

go Chiefs more monsoon have Oprah
parsley and Pluto see Paw Patrol
run Royals is Imagine Dragons are like



How do our students use AAC?

“Sure, I can request, but can I...?”



AAC users need access to COLORFUL language!

©2016 Speaking of Speech.com, Inc.



How we implement these functions of language in Park Hill.

Language Groups
Academic Activities
Literacy & Writing
Social Skills & Play
Routines
Social Communication
Tools for Implementation




Language Group Elementary Classroom

*More
Turn it on!*



Language Group - Middle School

*In
Out*



...the different activities with students. But while I'm working with those students, you have a folder to use with your student at the table.



Language Therapy - Scavenger Hunt - High School

- Transitioning from LAMP to Touch Chat
- *I see*
- *Drink*
- *Water*





This



Academic Activities - Elementary School

Using Chat Editor to teach about coins and their value or as a classroom tool



Literacy & Writing



Literacy - Elementary/Library time




Literacy

Adapted books from and
Visual for parts of speech



Literacy based AAC group



Target Words:
roll
dirty
messy
yucky
big
little



Literacy & Writing - Sequencing - Preschool

Does great with using AAC to request, share, participate in group.



Learning to use for sequencing of events and story telling.
First
Next
Last



Literacy & Writing - Preschool

Copying text using the keyboard.



Literacy - Group Reading - Middle School

Learning
Parts of
Speech



Social Skills & Play Routines




Child Directed Play - Preschool

Barbie Tea
Party
More
Hot Tea



Social Play and Conversation - Preschool






Targeted Skill was *Directing Others*, but chose to *Tell a Joke* Instead

Expressing Feelings

Social Communication at Work



Alexa



Tools for Implementation



Create a visual sequence as a visual cue for targeted vocabulary.

Post targeted vocabulary on the device.






Ideas to support implementation

- Project Chat Editor on your Smartboard
- Use a printed version of the vocabulary



Tools for Implementation




Tools for Implementation



Tools for Implementation - Elementary Level

Student
Descriptions
of Artwork



Food Expansion in the Elementary Classroom



Using AAC Across Settings



Embed core words into the daily routine.

www.praacticalAAC.org



**How to get it done and
get staff trained.**



Activities to increase understanding of AAC



Elisa Parker, M.S., CCC-SLP, Assistive Technology Facilitator

parkere@parkhill.k12.mo.us

@PurposefulParker on IG

Tara Wineinger, M.S. Sped, EDS Administration

Assistive Technology Facilitator

wineingert@parkhill.k12.mo.us

@twineinger on IG

@tarwineinger on Twitter

